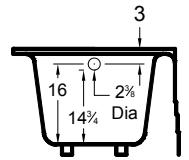
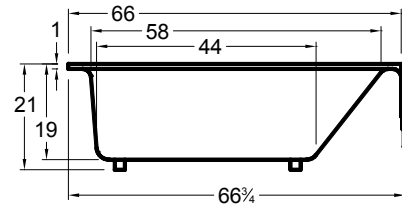
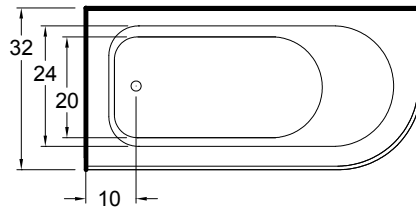


Always check the website for the most updated specifications: www.americh.com

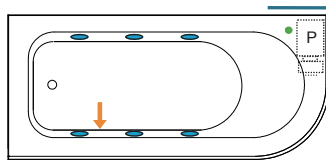


Tub pictured with optional waste & overflow.

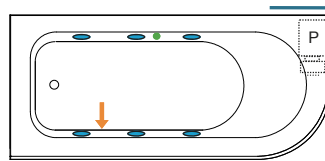


All bathtub dimensions are ± 1/2".

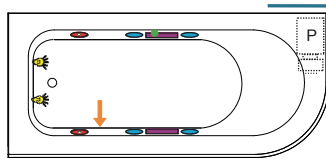
Builder Series



Luxury Series

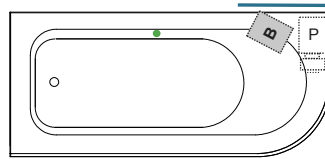


Platinum Series

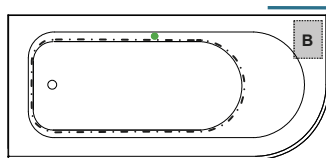


Combination

(pump and blower location only)

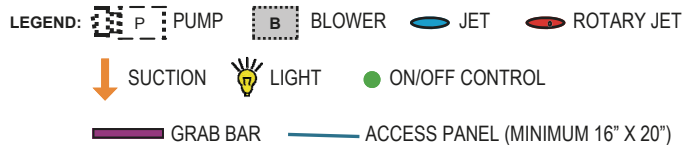


Airbath System II



Airbath System III

N/A



INSTALLATION TIPS

- Install according to Owner's Manual and local codes.
- Any whirlpool or Airbath® unit requires an access panel.
- Hot water supply should be 65-75% of tub capacity or greater.
- Always consult your local plumber for recommendations as installations will vary.
- This unit accommodates corner installations only.

DIMENSIONS

66" x 32" x 21" (1676 x 813 x 533 mm)
 Whirlpool Operating Gallons = 36 (Liters = 136)
 Gallon to Overflow = 62 (Liters = 235)

MATERIAL: Acrylic (All Americh Standard Colors)

TUB FLOOR: Textured

UNDERMOUNT: No

ELECTRICAL REQUIREMENTS

Americh recommends one 20 amp ground fault circuit interrupter (GFCI) for each power supply provided with the bathtub.

STANDARD EQUIPMENT:

- Apron
- Tile Flange

OPTIONAL ACCESSORIES

- Chromatherapy*
- Grab Bars: 9" * - 14"
- High Density Insulation*
- iBath Sound System
- Inline Heater (whirlpool only)
- Jets: Additional or Rotary*
- Ozone System (whirlpool and/or Airbath only)
- Pillow: 13" *
- Remote Control Upgrade (select series only)
- Serenity Soak (tub only)
- Syllent Pump with Heated Air*
- Trim Kit Upgrade*
- Waste & Overflow
 - Cable Drive Overflow*
 - Linear Overflow

*Standard on Platinum Series

CODES AND COMPLIANCE

Americh products meet or exceed the following standards:

- Underwriters Laboratories (UL)
- Underwriters Laboratories - Canada (cUL)
- Canadian Standards Association - (CSA)
- ANSI Z124.1 • ANSI A112-19.7
- ANSI A112.19.8 • ASTM F462-79

Contact Americh for additional approvals.