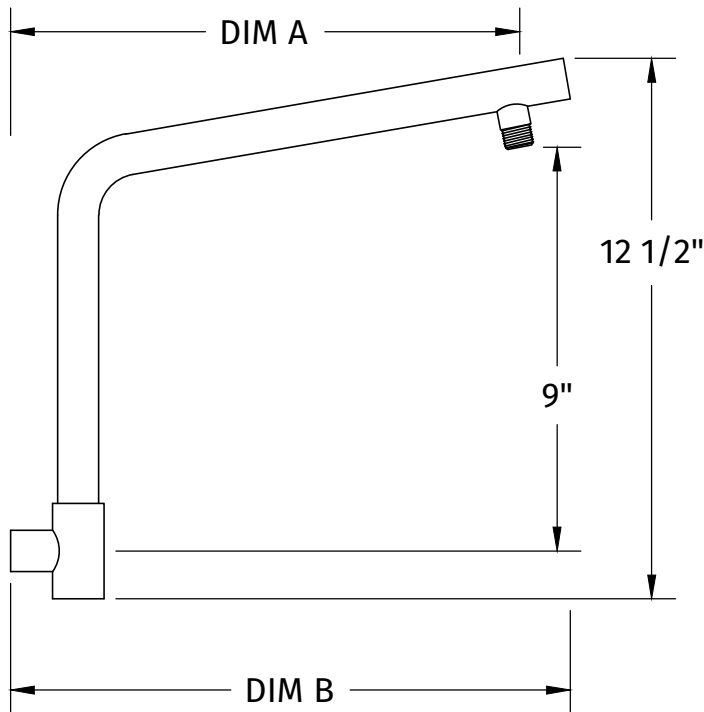


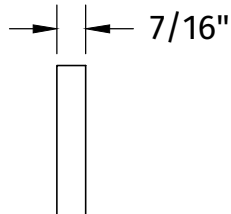
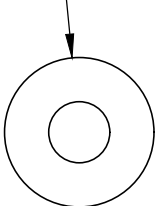
MT28 & MT28-16

MOUNTAIN RE-VIVE™ ROUND SHOWER RISER

SPECIFICATION SHEET



Ø2 7/16"



- SOLID BRASS CONSTRUCTION
- INCLUDES DECORATIVE BRASS ESCUTCHEON
- INLET: 1/2 FNPT
- OUTLET: 1/2 MNPT
- (MT28 SHOWN)

MODEL NUMBER	DIM A	DIM B
• MT28:	12 1/2"	14 1/2"
• MT28-16:	14 1/2"	16 1/2"

WARRANTY

FOR WARRANTY INFO PLEASE VISIT WWW.MOUNTAINPLUMBING.COM/PAGE/RESOURCES/WARRANTY

FINISH CARE & MAINTENANCE

NEVER USE ANY HARSH ALKALI, ACID BASED DETERGENTS OR CLEANERS SUCH AS SOFT SCRUB®, SCRUBBING BUBBLES® OR COMET® TO CLEAN. DO NOT USE BRILLO® AND SCOTCH BRITE® PADS. THESE WILL ALL HARM THE FINISH. TO CLEAN, USE ONLY A DAMP SOFT CLOTH AND WIPE USING A SOFT CLOTH. STANDARD WINDEX® CAN ALSO BE USED SPARINGLY. IT IS NOT NECESSARY TO WIPE HARD TO REMOVE SPOTS. TO MAINTAIN THE FINISH, WIPE WITH A SOFT DRY CLOTH AFTER USE. AN OCCASIONAL COAT OF PURE CARNAUBA WAX WITHOUT CLEANERS WILL HELP PROTECT THE FINISH.

SPECIFICATIONS SUBJECT TO CHANGE WITHOUT NOTICE